

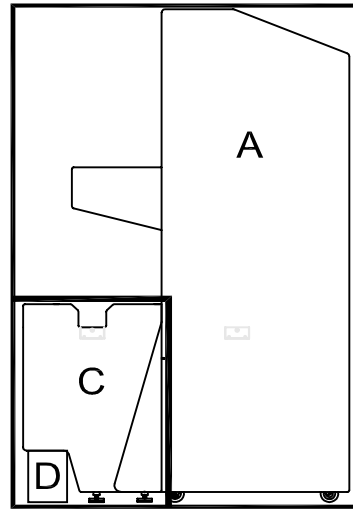
1

Game Assembly Guide

Read and understand this guide before assembly.
(For safety reasons, two (2) assemblers recommended)

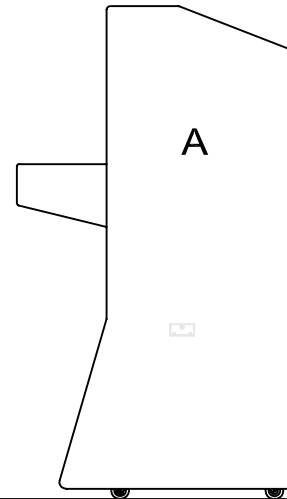
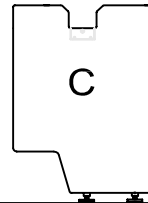
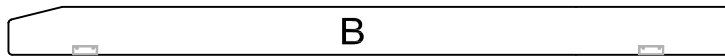
- A = Main Cabinet
- B = Playboard (Alley) Carrier
- C = Front Pedestal
- D = Corrugated Shipping Box
(Save this box to assist in assembly procedure)

Shown as boxed



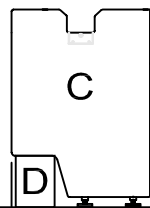
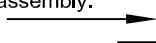
2

Shown un-boxed

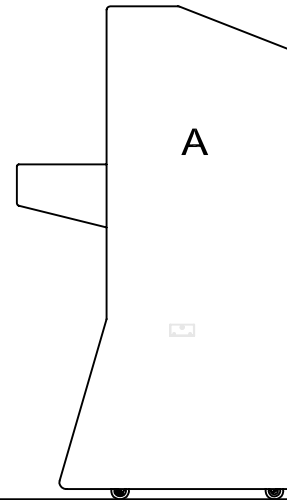


3

Slide 'D' under front end of 'C' to support during assembly.



Place 'C' approx. 105" directly in front of 'A'



Support back surface against wall or stationary object during entire assembly.

